


BIKES, BAGS, & SETUPS

Ride. Drink. Eat. Sleep. Repeat. For wilderness wanderers, the development of rackless bags, lightweight technical kit, and “all-terrain” bikes means that all the gear you need can be carried nimbly. Bike and setup versatility—the ability to both pedal off-road passes and comfortably cruise sealed roads—is key for bikepacking trips. Adapt your plans to the bike and kit you have.



BIKEPACKING BAGS

Total capacity will be based on bike size and space available. Always measure and check with bag manufacturers.

- 1 Seat pack (8–16 L)
- 2 Handlebar pack (8–18 L)
- 3 Handlebar pouch pack (1–3 L)
- 4 Frame pack (2–9 L)
- 5 Fork pack × 2 (6–8 L)
- 6 Top tube packs × 2 (0.5–1 L)
- 7 Down Tube pack (1–2 L)
- 8 Stem packs × 2 (1–2 L)
- 9 Hip pack (2–6 L)
- = 37 L–76 L
- 10 Full Pannier Setup (75–105 L)


BIKE & SETUP

Several factors have to be considered. Things like bigger tires and lower gearing are essential for heading off-road.

- A Frame material/geometry/specs
- B Gearing/drivetrain/shifting
- C Brakes
- D Wheel and tire size/tread
- E Handlebars and hand positions
- F Mounts for racks/cages
- G Saddle
- H Navigation/devices
- J Dynamo hub lighting/charging
- K Pedals
- L Mudguards


BIKEPACKER

BIKE: “All terrain” gravel or mountain
LUGGAGE: Bikepacking bags
TRIPS AND TERRAIN: Roam anywhere. With bigger tires and a nimbler setup, carry everything you need for a few days and reach higher, more remote, and wilder worlds, even if pushing your bike is required. Space can be limited, especially for clunkier items like one-liter, or more, cooking pots and water and food supplies beyond 3–4 days. Tape your frame where bags attach and might rub.




FASTPACKER

BIKE: Road, gravel, or mountain
LUGGAGE: Bikepacking bags
TRIPS AND TERRAIN: Fast and light road and off-road adventures carrying the bare minimum. Typically shorter trips in known weathers, using accommodations. Camping and cooking are seen more as secondary, with only room for a bivvy setup, lightweight stove set, and minimal supplies.



TRADITIONAL TOURER

BIKE: Touring/expedition
LUGGAGE: Traditional pannier bags
TRIPS AND TERRAIN: Road and light off-road adventures, for as long as you want to be away. A full set of panniers not only offers more space to carry whatever you need, but is less fussy to pack and easier to take on and off the bike. However, additional weight does make the bike less agile across technical off-road terrain—the reason for the development of “rackless” bikepacking bags.



ALTERNATIVES

BIKE: Various
LUGGAGE: Trailers, racks, baskets, backpacks
TRIPS AND TERRAIN: Various. Mix things up! A bikepacker setup with the addition of front panniers or a backpack can carry enough supplies and equipment for a few more days in the wild, and does not affect technical off-road capabilities too much. For adventures with kids, add a trailer to a “fastpacker” setup.